

Operation IRAQI FREEDOM – By The Numbers

Assessment and Analysis Division



30 April 2003

T. MICHAEL MOSELEY, Lt Gen, USAF
Commander

Operation Iraqi Freedom – By The Numbers

Purpose

To establish a single source of aggregated facts about Operation Iraqi Freedom (OIF) from the Combined Forces Air Component Commander's (CFACC) perspective. This report is based on information collected during operations at the Combined Air Operations Center, Prince Sultan Air Base, Kingdom of Saudi Arabia. Additional reach-back support elements contributed to refinement of the data and tracking. We have consolidated numerous sources of information, cross-referencing each to select a single set of usable numbers. While our goal was to select the actual number wherever possible, in some cases the "best" number available from the most credible source was selected.

OIF By the Number's Outline

- CFACC
 - C1: Personnel
 - C2: Intelligence
 - C3: Operations
 - C4: Logistics
 - C5: Plans
 - C6: Communications
 - C7: Engineering
 - C8: Financial Management
 - Special Staff
- COMAFFOR Information
- Significant Events
- Airpower Firsts

Caveats

1. This is an initial report based on the "best available" data in the closing days of Operation IRAQI FREEDOM. It is not an analytic review, but a listing of facts as collected.
2. The scope of this report is 0300Z 19 March 2003 (ATO M/D-Day) until 0259Z 18 April 2003 (ATO P1/D+29), a total of 720 hours inclusive.
3. All numbers are reported to the nearest level of certainty.
4. Members of all US services, the United Kingdom, Australia and Canada contributed to the collection and collation of this data.
5. Future research may (and likely will) improve upon the data presented here.
6. "Total" figures presented represent peak numbers employed in the operation.
7. In some cases, multiple sensors or aircraft were used simultaneously in slightly overlapping areas or methods; this is represented by indicating "hours of coverage/24 hour period." In these cases, the "total coverage" could exceed 24 hours in a given day due to the number of sensors available during that time period.

This is a United States Air Force Product. Produced at CENTAF-PSAB, KSA for the Commander, Central Air Forces. For further information, contact the Commander's Action Group, 9AF, Shaw AFB, S.C.

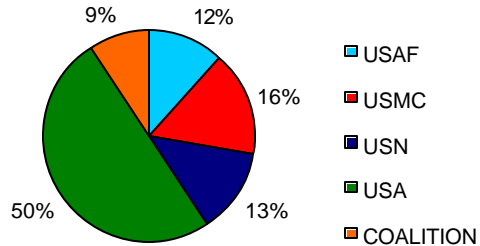
C1: PERSONNEL

Personnel from all United States services, including 30% of all active-duty US military personnel, and several other countries deployed to support this combined operation. An Air Force Stop-Loss went into effect 2 Mar 03 affecting 43 officer AFSCs and 56 enlisted AFSCs.

DEPLOYED PERSONNEL FOR OIF

- Total Personnel Deployed 466,985
 - USAF (10 Apr 03) 54,955
 - Reserve 2,084
 - National Guard 7,207
 - USMC (20 Apr 03) 74,405
 - Reserve 9,501
 - USN (5 Apr 03) 61,296 (681 are USCG)
 - Reserve 2,056
 - USA (17 Apr 03) 233,342
 - Reserve 10,683
 - National Guard 8,866
 - Coalition 42,987
 - British 40,906
 - Australian 2,050
 - Canadian 31

Total Personnel Deployed for OIF was approximately equivalent to the population of Albuquerque, NM.



OTHER FACTS

- Combined Air Operations Center (CAOC) Personnel Pre-OIF 672
- CAOC Personnel (21 Mar 03) 1,966
- ~43% of CAOC Personnel received formal AOC training

C2: INTELLIGENCE

The initial Iraqi air threat consisted of an Integrated Air Defense System incorporating early warning radars, visual observers, surface to air missiles and fighter/attack aircraft. Overall operational capability of Iraqi aviation was low while the surface-to-air threat was assessed as medium to high. Primary concerns were concentrated strategic SAMs around Baghdad and large numbers of unlocated tactical SAMs and AAA throughout the AOR.

INITIAL THREAT

- Iraqi Air Force Personnel 20,000
- Iraqi Combat Aircraft ~325
- Surface to Air Missiles ~210
- Early Warning Radars ~150

ENEMY RESPONSES

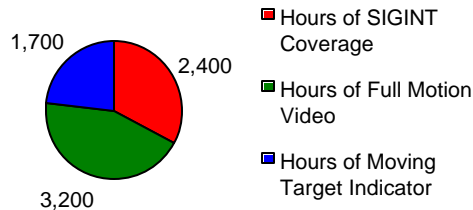
- AAA events 1224 (reported via MISREP)
- SAM/Rockets launches 1660 (reported via MISREP)
- SAM Emitters active 436 (reported via MISREP)
- SSM launches 19

MANNED COALITION AIRCRAFT LOSSES

- Due to Enemy Fire 7
 - 4 – AH-64D (Longbow Apache)
 - 2 – AH-1W (Cobra)
 - 1 – A-10A (Warthog)
- Other 13

COALITION ISR FACTS

- US and Coalition ISR Aircraft 80
- ISR Sorties 1,000
- Battlefield Images 42,000
- Hours of SIGINT Coverage 2,400
- Hours of Full Motion Video 3,200
- Hours of Moving Target Indicator 1,700



C3: OPERATIONS**PLANNING**

OIF airpower planning used a Strategy-to-Task approach to apportion and allocate CFACC air assets. CFACC Operational Objectives paralleled and directly supported CFC Objectives. The Air Tasking Order (ATO) cycle was supported by a strategy that provided an apportionment recommendation to the Guidance, Apportionment and Targeting Cell. Apportionment was transmitted from Strategy, to Guidance Apportionment and Targeting, to the Master Air Attack Planners for production of the ATO. This methodology provided a clear, and understandable method of ensuring all component requirements were properly serviced and allowed CFACC OIF targeting to display incredible flexibility using a combination of the Joint Integrated Prioritized Target List (JIPTL) and TST/Dynamic Targeting processes. Targeting priorities flexed according to battle space conditions throughout the operation.

POLITICAL / MILITARY

- US Political Objectives/Overall Strategy
 1. A stable Iraq, with its territorial integrity intact and a broad-based government that renounces WMD development and use, and no longer supports terrorism or threatens its neighbors.
 2. Success in Iraq leveraged to convince or compel other countries to cease support to terrorists and to deny them access to WMD.
 3. Destabilize, isolate, and overthrow the Iraqi regime and provide support to a new, broad-based government.
 4. Destroy Iraqi WMD capability and infrastructure.
 5. Protect allies and supporters from Iraqi threats and attacks.
 6. Destroy terrorist networks in Iraq. Gather intelligence on global terrorism; detain terrorists and war criminals, and free individuals unjustly detained under the Iraqi regime.

CFC OPERATIONAL OBJECTIVES

- Defeat or compel capitulation of Iraqi forces.
- Neutralize regime leadership.
- Neutralize Iraqi TBM / WMD delivery systems.
- Control WMD infrastructure.
- Ensure the territorial integrity of Iraq.
- Deploy and posture CFC forces for post-hostility operations, initiating humanitarian assistance operations for the Iraqi people, within capabilities.
- Set military conditions for provisional/permanent government to assume power.
- Maintain international and regional support.
- Neutralize Iraqi regime's C2 & security forces.
- Gain and maintain air, maritime and space supremacy.

STRATEGY-TO-TASK MISSION AREAS

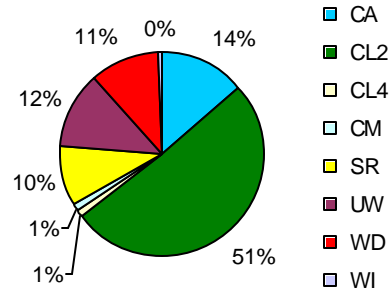
- CA Maintain Air and Space Supremacy in the ITO
- CL2 Support CFLCC to achieve defeat or compel capitulation of RGFC & RA and conduct Security and Stabilization Operations (SASO)
- CL4 BPT support the prevention of non-combatant forces from impeding CFC Operations
- CM Support CFMCC to Maintain Maritime Supremacy
- HA Support CFC to secure regional and international support
- JR Conduct JRSOI of Follow-on/Combat Replacement FEs and maintain air posture
- SR Continue suppression of Iraqi Regime's ability to command Iraqi forces & govern State
- SS BPT establish and operate secured airfields in Iraq IOT establish alternate APODs in support of CFC ops
- UW Support CFSOCC Ops
- WD Suppress Iraqi TMD/WMD delivery systems
- WI BPT support CFLCC in neutralizing/controlling WMD infrastructure & SSE

APPORTIONMENT

Command and Control, ISR, Air-refueling, and Air Mobility missions were considered the "cost of doing business" and were not included in CFACC apportionment. To compensate for the different combat capability of individual airframes, the CFACC implemented the concept of DMPI Sortie Equivalents (DSE). Each aircraft was given a DSE multiplier according to its mission type and weapons capability (e.g., F-16 is 1 DSE, A-10 is 2 DSE, and B-52 (CAS) is 4 DSE).

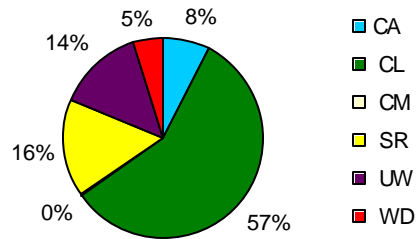
CFACC APPROVED APPORTIONMENT

- Average Apportionment (by percentage)
 - CA 14.1%
 - CL2 50.7%
 - CL4 1.2%
 - CM 1.0%
 - HA 0.0%
 - JR 0.0%
 - SR 9.8%
 - SS 0.0%
 - UW 12.5%
 - WD 10.2%
 - WI 0.5%

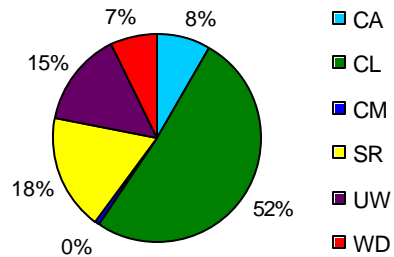


GUIDANCE, APPORTIONMENT AND TARGETING

- Total DMPI Nominations 30,542
 - By Operational Objective
 - CA 2,374
 - CL 17,521
 - CM 72
 - SR 4,782
 - UW 4,278
 - WD 1,515
 - By Component Nominations
 - CFACC 6,918
 - CFLCC 17,613
 - CFMCC 132
 - CFSOCC 5,282
 - TF-20 1,850

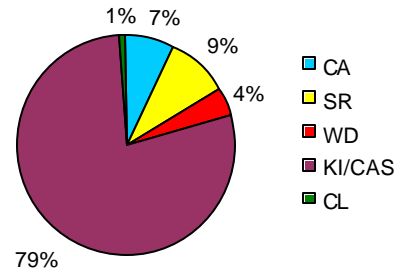


- Total DMPIs on JIPTL 25240
 - By Operational Objective
 - CA 2,124
 - CL 12,893
 - CM 113
 - SR 4,559
 - UW 3,711
 - WD 1,840



EXECUTION

- DMPIs Struck by Operational Objective **
 - CA 1,441
 - CL (Fixed) 234
 - SR 1,799
 - WD 832
 - KI/CAS DMPIs 15,592



* DMPI = Desired Mean Point of Impact

** UW and CM were included in CL or KI/CAS (Killbox Interdiction/Close Air Support)

AIRSPACE

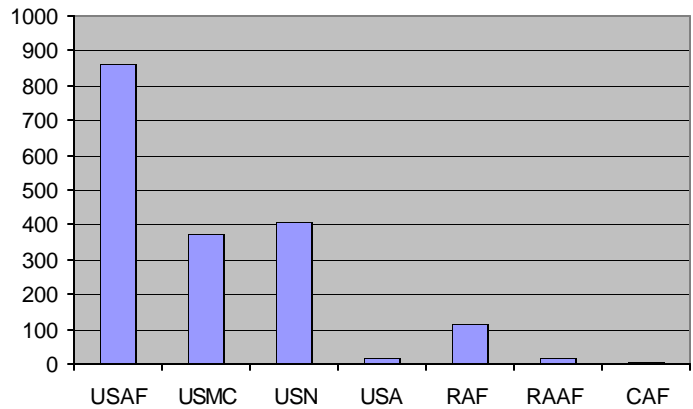
- Airspace Control Measures in database 1,800*
- Air Control Measures managed per day 1,200*
- Estimated ACO Changes per day 12*
- TLAM airspace deconflictions 750*
- ATACMS airspace deconflictions 414

OPERATIONS

Air operations used virtually all types of combat aircraft in the US inventory. Coalition aircraft came from the United Kingdom, Canada and Australia.

OIF AIRCRAFT

- Total Aircraft **1,801****
 - USAF **863**
 - Fighters 293
 - Bombers 51
 - C2 22
 - Tankers 182
 - ISR 60
 - Sp Ops/Rescue 58
 - Airlift 111
 - SOF 73
 - Other 13
 - USMC **372**
 - Fighters 130
 - Tankers 22
 - Other 220
 - USN **408**
 - Fighters 232
 - C2 20
 - Tankers 52
 - ISR 29
 - Airlift 5
 - Other 70
 - USA (Helo's not included) **20**
 - ISR 18
 - Other 2
 - Canadian AF **3**
 - Airlift 3
 - Royal Australian AF **22**
 - Airlift: 3
 - Fighters: 14
 - ISR: 2
 - Other: 3
 - RAF **113**
 - C2 4
 - Fighters: 66
 - ISR: 9
 - Other: 4
 - Tankers: 12
 - Sp Ops/Rescue 14
 - Airlift 4



* Numbers are estimations

** Includes aircraft supporting OIF operations, but not necessarily deployed into theater.

AIRCRAFT TYPE (Deployed for OIF)

• A/OA-10	60	• F-3	14
• AC-130	8	• GR-4	30
• AH-1	58	• GR-7	18
• AH-6	8	• HC-130	8
• AV-8	70	• HH-60	16
• B-1	11	• HS-125	4
• B-2	4	• Jaguar	4
• B-52	28	• KC-1	4
• BQM-34	5	• KC-10	33
• C-130	124	• KC-130	22
• C-17	7	• KC-135	149
• C-2	10	• Lynx	6
• C-20	3	• MC-130	26
• C-21	7	• MH-47	14
• C-32	1	• MH-53	31
• C-40	1	• MH-6	7
• C-9	5	• MH-60	18
• CH-46	67	• MQ-1	7
• CH-47	11	• MR2	6
• CH-53	54	• NKC-135	1
• CN-235	1	• P-3	28
• DC-130	1	• PC-6	1
• E-2	20	• PR-9	2
• E-3	19	• R-1	1
• E-8	7	• RC-12	18
• EA-6B	35	• RC-135	9
• EC-130	8	• RQ-1	9
• EP-3	3	• RQ-4	1
• F/A-18	250	• S-3	40
• F-117	12	• U-2	15
• F-14	56	• UC-12	3
• F-15C	42	• UH-1	30
• F-15E	48	• UH-3	4
• F-16	60	• UH-60	3
• F-16CJ	71	• VC-10	8

SORTIES FLOWN

• Total Sorties Flown	41,404*
○ USAF	24,196
▪ Fighters	8,828
▪ Bombers	505
▪ Tankers	6,193
▪ Airlift	7,413
▪ C2 (E3, E8)	432
▪ ISR	452
▪ Rescue	191
▪ Other:	182
○ USMC	4,948
▪ Fighters	3,794
▪ Tankers	454
▪ ISR	305
▪ C2 (DASC-A)	75
▪ Other	320

First time 4 Predators flew simultaneously in support of combat operations.

First time 6 U-2's flew on same ATO

* Excludes SOF, Army Helo and coalition sovereignty flights

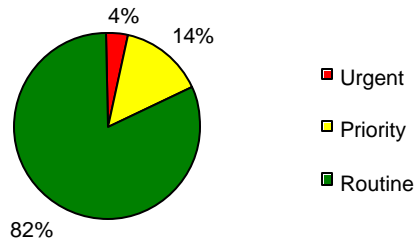
○ USN	8945
▪ Fighters	5,568
▪ Tankers	2,058
▪ C2 (E2)	442
▪ ISR	357
▪ Other	520
○ USA	269
▪ ISR	269
○ United Kingdom	2,481
▪ Fighters	1,736
▪ Tankers	359
▪ C2 (E3D)	112
▪ ISR	273
▪ Other	1
○ Australian	565
▪ Fighters	302
▪ Airlift	263

First time a JDAM was dropped by an F14D—
this modification was done afloat.

First use of F/A18 Super Hornet in a
refueling role.

AIR MOBILITY

- C-130 Support (USAF)
 - Missions Executed 2,203
 - Passengers Moved 9,662
 - Short Tons Moved 12,444
- Medevac
 - Medevac Missions 136
 - Total Patients 1,572
 - Urgent 58
 - Priority 226
 - Routine 1,278*
- Airborne Paradrop (Personnel) 954
- Pounds of Fuel Offloaded 417,137,233
 - USAF 376,391,000
 - USMC 12,545,786
 - USN 9,316,447**
 - Coalition 18,884,000
- DV Sorties 139
- DV Passengers 641



With 417,137,233 lbs of jet fuel, a Boeing 737-300 could stay airborne for 11.9 years.

PSYCHOLOGICAL OPERATIONS (PSYOP)

- Leaflets Dropped 31,800,000
- Leaflet Missions 158
 - A-10 Leaflet Missions 32
 - B-52 Leaflet Missions 34
 - F-18C Leaflet Missions 24
 - F-16CJ Leaflet Missions 68
- Commando Solo Sorties 58
 - Radio Broadcast Hours 306
 - TV Broadcast Hours 304
- Compass Call Sorties 125***

If you lined up the leaflets enc-to-end they would stretch from Fort Worth, Texas to Anchorage, Alaska; or make 120,454 rolls of toilet paper.

OTHER PSYOP FACTS

- 108 Radio Messages Produced and Broadcast for OIF
- 81 Different Leaflet Messages Dropped by CFACC Assets

First use of Compass Call and EA-6B Prowlers in a PSYOP role.

* During drop 36 personnel failed to jump. 2 serious injuries. Also extracted were 19 HUMV's and 1 Container Delivery System (CDS) of Javelins

** Navy does not include recovery tanking overhead ship

*** This includes Electronic Attack and first ever PSYOP from Compass Call.

INFORMATION WARFARE PHYSICAL ATTACK

- 116 C4I targets which included 10 media facilities

SPACE OPERATIONS

This was the first time the CFACC was designated Space Coordinator.

- National Coverage Hours/day
 - IR (C2 function) 24
 - GPS (GETS) 24
- Detection
 - Missile Launches 26
- Static IR Events 1,493
- High Explosive Event 186
- Hook Bursts 40
- Beacons 11
- Delogs performed* 15
- ATACMs Detected and Reported 48

TIME SENSITIVE TARGETS (TST)

Due to the fleeting nature of some targets and serious consequences of Weapons of Mass Destruction (WMD) use, the CFACC and Commander, USCENTCOM, developed a special capability to Find, Fix, Track, Target, Engage and Assess these very important targets. Three types of targets were defined as TSTs: Leadership, WMD and Terrorists.

MISSIONS EXECUTED AS TSTs

LOCATION	TERRORIST	LEADERSHIP	WMD	TOTAL
South	2	40	66	108
West	0	2	19	21
North	2	8	17	27
TOTAL	4	50	102	156

In addition to the narrow definition of TST targets, the CFACC also recognized some highly mobile and otherwise important targets could be attacked using the same tools. These were dynamic targets, and were prosecuted using re-rolled airborne aircraft.

MISSIONS EXECUTED AS DYNAMIC TARGETS

South	243
West	271
North	172
TOTAL	686

JOINT SEARCH AND RESCUE CENTER

- Missions Executed 55
- Open Missions 4
- Personnel Saved 73
- Assisted in Rescues 20

Largest JSRC in History.

WEATHER

70% of Iraq cloud free 30% of the time

17/31 days good weather (Clear to scattered clouds at or below 10K and/or little dust impact)

4% of all sorties lost or ineffective due to weather (1,502 Wx Cnx / Not Effective)

- 65% of all weather cancelled sorties occurred in a 3 day span (ATOs S-U)

* A Delog event occurs anytime the Space Cell must review a ground station tape to determine if an IR event actually took place. The request to review the tape comes in from the field and is normally based on an observation of a missile launch, an explosion, etc.

C4: LOGISTICS

Mission Capable rates, overall, were significantly higher than peacetime rates.

USAF AIRCRAFT	MC RATE	USN/MC AIRCRAFT	MC RATE
• A-10A	85.0	• AH-1W	68.2
• AC-130	91.0	• AV-8B	67.3
• B-1B	79.4	• C-130	86.7
• B-2	85.0	• C-2A	85.4
• B-52	76.7	• C-9	96.7
• C-130 Cargo	88.4	• CH-46E	81.3
• C-130 Other	86.9	• CH-53E	87.9
• C-20	100.0	• E-2C	78.8
• C-21A	96.4	• EA-6B	80.4
• E-3B	80.7	• EP-3	72.3
• E-8C	70.0	• FA-18A	79.6
• EC-130E	87.8	• FA-18C	87.3
• EC-130H	97.8	• FA-18C	87.3
• F-117	89.3	• FA-18E	89.7
• F-15C	82.6	• FA-18F	91.0
• F-15E	84.1	• F-14A	89.2
• F-16C+	73.9	• F-14A/T	98.0
• F-16CG	84.0	• F-14D	78.8
• F-16CJ	80.4	• HH-46D	92.5
• HH-60G	88.5	• HH-60H	92.1
• KC-10	81.7	• HH-65	96.7
• KC-135	86.4	• MH-53E	83.1
• MH-53M	82.0	• MH-60S	91.3
• MQ-1	77.2	• P-3	82.0
• RC-135V/W	80.8	• S-3B	89.4
• RQ-1	76.6	• SH-60B	82.4
• RQ-4	74.1	• SH-60F	84.1
• U-2	79.1	• UH-1N	89.4
• UH-60A	100.0	• UH-3	79.2

LAND-BASED POL

• Gallons of Jet Fuel	195,753,818
• Gallons of JPTS	269,414
• Gallons of Avgas	27,368
• Gallons of Diesel	2,147,248
• Gallons of Unleaded	368,525

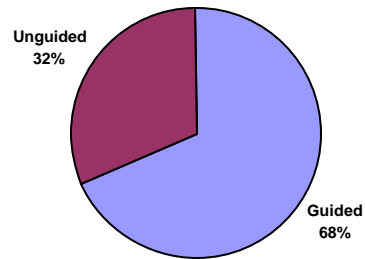
A Cessna 152 could stay aloft for 152 days on 27,368 gallons of Avgas.

MUNITIONS EXPENDED

Munitions employment for OIF reached across the entire spectrum of the US weapons inventory. The munitions expenditure rate for OIF was ~3:2 (Munitions Dropped:DMPis Serviced).

Guided Munitions	19,948	Unguided Munitions	9,251
• BGM-109 TLAM	802	• M117	1,625
• AGM-114 HELLFIRE	562	• Mk-82	5,504
• AGM-130	4	• Mk-83	1,692
• AGM-154 JSOW	253	• Mk-84	6
• AGM-65 MAVERICK	918	• CBU-87	118
• AGM-84 SLAM(ER)	3	• CBU-99	182
• AGM-86C/D CALCM	153	• UK Unguided	124
• AGM-88 HARM	408		
• CBU-103 WCMD	818	Ammunition	
• CBU-105 WCMD, SFW	88	• 20MM	16,901
• CBU-107 WCMD	2	• 30MM	311,597
• EGBU-27 GPS/LGB	98		
• GBU-10 LGB	236	Leaflet Dispensers	348
• GBU-12 LGB	7,114	• PDU-5	44
• GBU-16 LGB	1,233	• M129	304
• GBU-24 LGB	23		
• GBU-27 LGB	11		
• GBU-28 LGB	1		
• GBU-31 JDAM	5,086		
• GBU-32 JDAM	768		
• GBU-35 JDAM	675		
• GBU-37 JDAM	13		
• UK Guided	679		

Figure is a Ratio of Weapon Types only.



(Data relating weapons per DMPI is not yet available)

- WEAPONS COMBAT FIRSTS**

 - CBU-105 Sensor Fuzed Weapon
 - CBU-107
 - AGM-86D CALCM hard target penetrator
 - JDAM delivered by F-14D
 - Mk-82s delivered by B-2

C5: ENGAGEMENTS

OIF INTERNATIONAL SUPPORT

• Countries Supporting	66
• Public Support	49
• Private Support	11
• Non-Coalition Support	6
• Currently In Iraq	5
• Operating Near Iraq	21

C6: COMMUNICATIONS

	Pre-OIF	OIF	Change
• Commercial Satcom Terminals *	5	34	+560%
• Avg Commercial Bandwidth (Mb)	7	10	+47%
• Military Satcom Terminals **	20	44	+120%
• Average Military Bandwidth (Mb)	2	3	+68%
• Terrestrial Links ***	11	30	+173%
• Avg Terrestrial Bandwidth (Mb)	2	10	+444%
• Global Broadcasting System (Mb)	24	24	0%
• Total Terminals	36	107	+167%
• Total Bandwidth (Mb)	113	783	+596%

During the three weeks of the war, no CFACC base experienced any significant outage of communications.

C7: Engineering

- Number of New Contracts for OIF 211
- Dollars Spent in Contracts for OIF \$329,000,000

C8: SPECIAL STAFF

FINANCIAL MANAGEMENT

- Contingency Funds Spent ****
 - AIRLIFT \$ 6,491,900.86
 - C4I \$ 29,256,926.61
 - CIVILIAN PAY \$ 309,621.38
 - CLAIMS \$ 94,524.46
 - FACILITIES/BASE SUPPORT \$ 68,446,988.43
 - OTHER SUPPLIES & EQUIP \$ 249,110,015.32
 - OTHER SVCS & MISC CONTRACTS \$ 536,987,744.18
 - PORT HANDLING/INLAND TRANS \$ 21,416,525.02
 - TDY \$ 5,630,115.29
 - Grand Total \$ 917,744,361.55

Contingency Funds spent equate to 46 minutes, 10.5 seconds of 2001 US Gross Domestic Product. *****

OFFICE OF SPECIAL INVESTIGATIONS

- 30 Locations in 15 Countries
 - 160 Personnel
 - 132 Special Agents
 - 18 Linguists
 - 8 Info Mgrs
 - 2 Intel
 - 66 Personnel deployed for OIF

* Any terminal that goes through a commercial satellite
 ** Any terminal that goes through a military satellite
 *** Line of Sight connections on the ground
 **** Includes OEF, OSW and OIF through 12 Apr 03. Unable to break out by press time.
 ***** As reported by the US Census Bureau (www.census.gov)

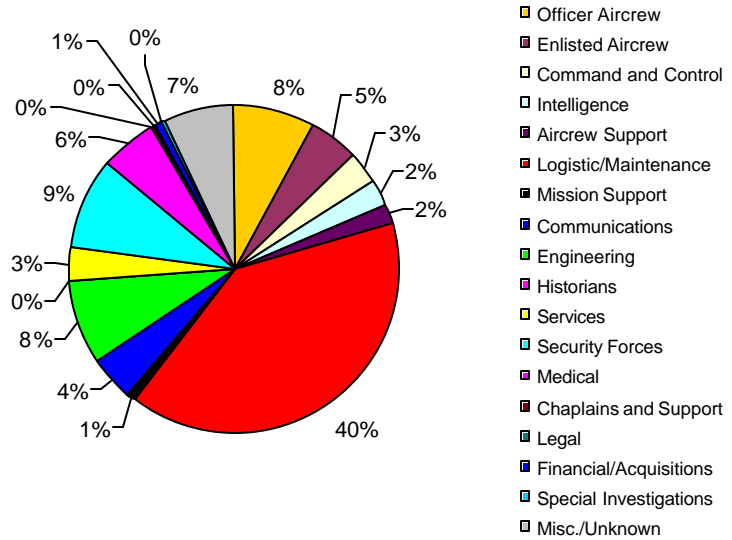
COMAFFOR

In addition to CFACC responsibilities, the 9th AF commander was also “dual hatted” as the Commander of Air Force Forces (COMAFFOR); the AF Service Component Commander for CDR, USCENTCOM. The following information captures the additional areas of concern for the Commander.

AIR FORCE PERSONNEL

54,955 total personnel in the following functional areas:

- Officer Aircrew 4,456
- Enlisted Aircrew 2,584
- Command and Control 1,857
- Intelligence 1,356
- Aircrew Support 999
- Logistic/Maintenance 21,829
- Mission Support 521
- Communications 2,431
- Engineering 4,592
- Historians 21
- Services 1,784
- Security Forces 4,825
- Medical 3,104
- Chaplains and Support 143
- Legal 80
- Financial/Acquisitions 464
- Special Investigations 152
- Misc./Unknown 3,757



AIR FORCE RESERVE / NATIONAL GUARD FACTS

• Air National Guard

- Aircraft Deployed 236
 - A-10 47
 - F-16 45
 - KC-135 57
 - C-130 72
 - E-8 9
 - MC-130P 2
 - EC-130 1
 - HH-60 3

• Air Force Reserve

- Aircraft Deployed 70
 - A-10 12
 - F-16 6
 - KC-135 22
 - C-130 6
 - B-52 6
 - MC-130P 6
 - HC-130 4
 - HH-60 6

LOGISTICS SUPPORT

- Parts Requisitioned TBD
- MICAP Parts 9,095
- NMCS Rate TBD
- Contract Actions \$107,446,601
- Supported Bases 27
- New operating locations 12
- Hot Meals Served 111,000 (average/day)
- Bottled Water Consumed 989,865 (average liters/day)
- MRE's positioned in theater 3,186,504 (2,788 tons)
- Net Explosive Weight Offloaded 3,871,662

Unclassified

• War Reserve Material Utilized:		
○ Harvest Falcon Kits (supports Bare Base Operations)	21	\$116,390,764
○ Industrial Operations Kits	5	\$ 28,278,156
○ Initial Flight Line Operations Kits	5	\$ 44,040,790
○ Follow-on Flight Line Operations Kits	3	\$ 4,247,046
○ Vehicles	2,374	
○ Fuel Mobility Support Equipment Items	1,529	
○ Aerospace Ground Equipment Items	473	
○ Tanks, Racks, Adapters and Pylons	321	
○ Munitions	23,787	

Readiness Spares Package Rates *

• A-10	90.2
• AC-130	96.1
• B-1B	80.0
• B-2	98.1
• B-52	78.2
• C-130	92.5
• C-135	92.0
• C-20	KTR
• C-21A	KTR
• E-3	96.6
• E-8	93.2
• EC-130E	92.8
• EC-130H	84.3
• F-117	97.9
• F-15	91.2
• F-15C	94.5
• F-15E	79.9
• F-16C+	87.4
• F-16CG	93.3
• F-16CJ	96.6
• HH-60	81.1
• KC-10	KTR
• MH-53	86.8
• MQ-1	KTR
• RC-135V/W	86.8
• RQ-1	KTR
• RQ-4	KTR
• U-2	68.7

COMBAT CAMERA

▪ Still Photography Transmissions	
○ Number of Photos	1,493
○ Total Size (MB)	2040.1
▪ Video Transmissions	
○ Length of Video (time)	1:22:55
○ Size (MB)	960.6

SAFETY

• Aircraft Mishaps Excluding Enemy Action	
○ Class A	4
○ Class B	5
○ Class C	16
• HATRs **	32

* USAF Theater Aircraft only. KTR = contractor provided maintenance not requiring an RSP rate.

** Hazardous Air Traffic Reports

Unclassified

SIGNIFICANT EVENTS

- 29 Jan 02 State of the Union address labels Iraq in the “Axis of Evil” that threatens world peace.
- 12 Sep 02 United States challenges UN to confront the “grave and gathering danger” of Iraq.
- 8 Oct 02 Unanimous UNSCR 1441 holding Iraq in “material breach” of previous resolutions.
- 7 Mar 03 Great Britain submits 17 March deadline for Iraqi compliance with UNSCR 1441.
- 9 Mar 03 First Leaflets dropped in Baghdad urging non-interference & coalition support for Iraqi people.
- 17 Mar 03 (0400Z) 48-hour ultimatum for regime to leave Iraq.
- 19 Mar 03 (0500Z) Special Operation Forces enter Iraq. Decapitation attack launched.
- 20 Mar 03 U.S. ground forces push into Iraq.
- 21 Mar 03 Coalition forces seize control of Rumala oil fields in southern Iraq.
- 21 Mar 03 (1800Z). A-Hour, coalition Air Forces begin large-scale air strikes against Iraq.
 - Over 1700 air sorties (including 504 TLAM and CALCM cruise missiles)
- 26 Mar 03 Northern Front opens with airlift of 173rd Airborne Brigade.
- 20 Mar 03 (2009Z) First Iraqi surface-to-surface missile launched; destroyed by Patriot units in Kuwait.
- 3 Apr 03 US ground forces launch attack against Saddam International Airport
- 4 Apr 03 First basing of coalition fixed wing aircraft in Iraq, A-10s at Tallil Airfield.
- 5 Apr 03 US forces enter Baghdad.
- 6 Apr 03 Air Supremacy declared over all of Iraq.
- 8 Apr 03 First coalition fixed wing aircraft lands at Baghdad International Airport.
- 9 Apr 03 Baghdad/regime falls.
- 14 Apr 03 Major military operations end.
- 16 Apr 03 First Humanitarian relief flight lands in Bashur.

AIRPOWER FIRSTS

- First use of B-1 using Moving Target Indicator for ISR.
- First wartime employment of a Laser Guided Bomb by a B-52 (Litening Pod).
- First combat package to include B-1s, B-2s, and B-52s.
- First time a Global Hawk was used for SCAR (Strike Coordination And Reconnaissance).
- First time a C-17 employed for a Combat Personnel Drop.
- First time an Aegis Class Destroyer (USS Higgins) used in TBM Early Warning.
- First time a TALCE unit Ground Armed Convoyed to airfield in order to begin operations.
- First combat use of United Kingdom’s STORMSHADOW stand-off cruise missile.
- First use of Global Mobility Assessment Team to open newly acquired airfields.

Assessment and Analysis Staff

The following people directly involved in producing the OIF By the Numbers Data Sheet:

CENTAF-PSAB

Peck, Allen (BGen, USAF)
Morris, Robert (Lt Col, USAF)
Papez, Jon CDR (CDR, USNR)

CENTAF-PSAB / AAD (Analysis & Assessments Division)

Blunck, Kurt (LCDR, USNR)
Davis, Noel (CDR, USNR)
Disebastian, John (Capt, USAF)
Garcia, Fred (Capt, USAF)
Leonard, Andre (A1C, USAF)
Maberry, Steven (SrA, USAF)
McAree, Paul (Maj, USAF)
McKinley, Melita (Civ, RAF)
Murray, Stephen (Maj, USAF)
Neiper, Lee (Capt, USAF)
Nye, Roger (SMSgt, USAF)
Olson, Julie (Capt, USAF)
Ruthardt, Kenton (Maj, USAF)
Slate, Chris (Capt, USAF)
Thoele, Benjamin (1Lt, USAF)
Tichenor, Michael (Maj, USAF)
Walters, Mark (Lt Col, USAFR)
Wrigley, Gerry (Civ, RAF)
Zepp, Ken (Maj, USAF)

CENTAF-PSAB / CNA (Center for Naval Analysis)

Barrett, Carla (Civ)
Sain, Filip (Civ)
Webb, Michael (Civ)

CENTAF-PSAB/CAG-LL (Commanders Action Group Lessons Learned)

Bird, Richard (Civ)
Boles, Dean (Maj, USAF)
Ciconte, Dan (MSgt, USAF)
Lashbrook, Joshua (Civ)
Lee, Antoan (SSgt, USAF)
Oyler, Roxann (Lt Col, USAF)
Wheeler, William (Maj, USAF)